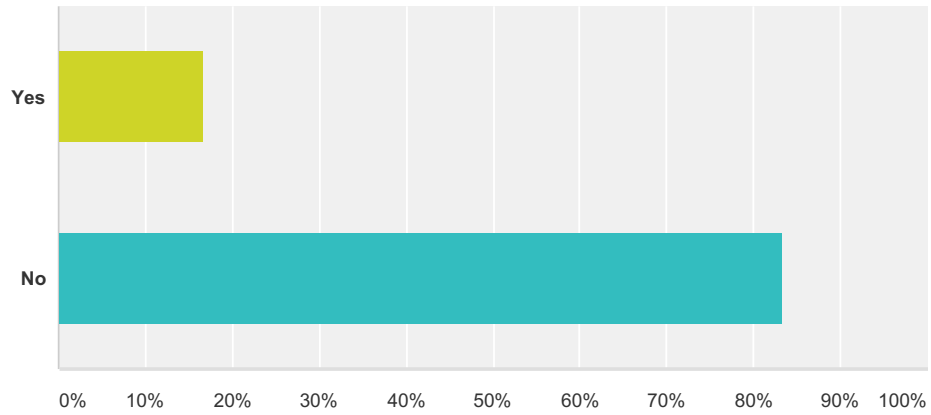


Q1 The federal government requires the school district to distinguish between ethnicity and race for its students. We are requesting parents to do the same.
Ethnicity: Are you of Hispanic/Latino or of Spanish origin?

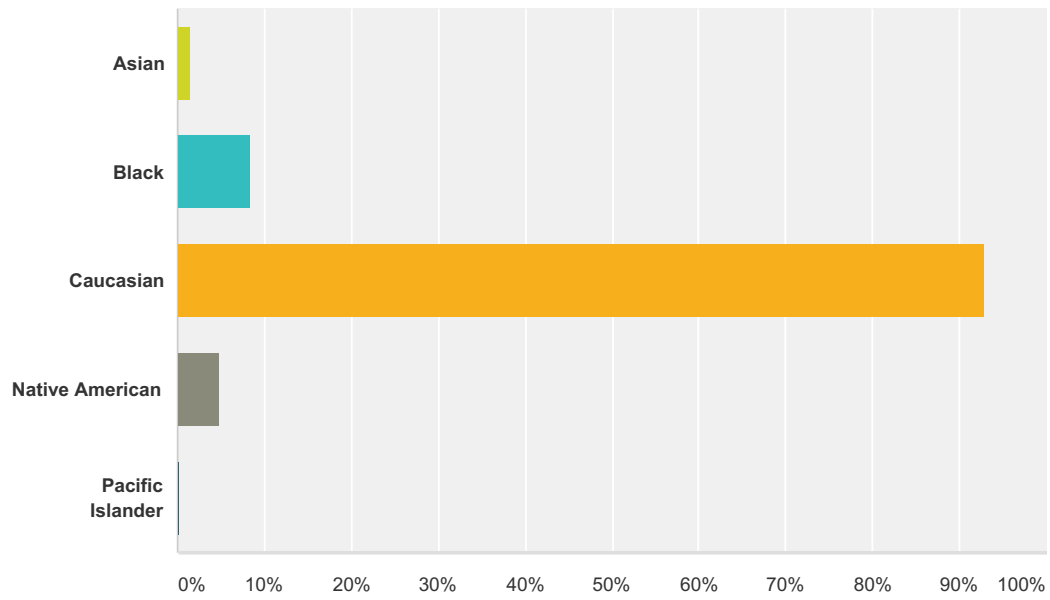
Answered: 810 Skipped: 4



Answer Choices	Responses	
Yes	16.79%	136
No	83.21%	674
Total		810

Q2 Race: What is your race? Mark all that apply.

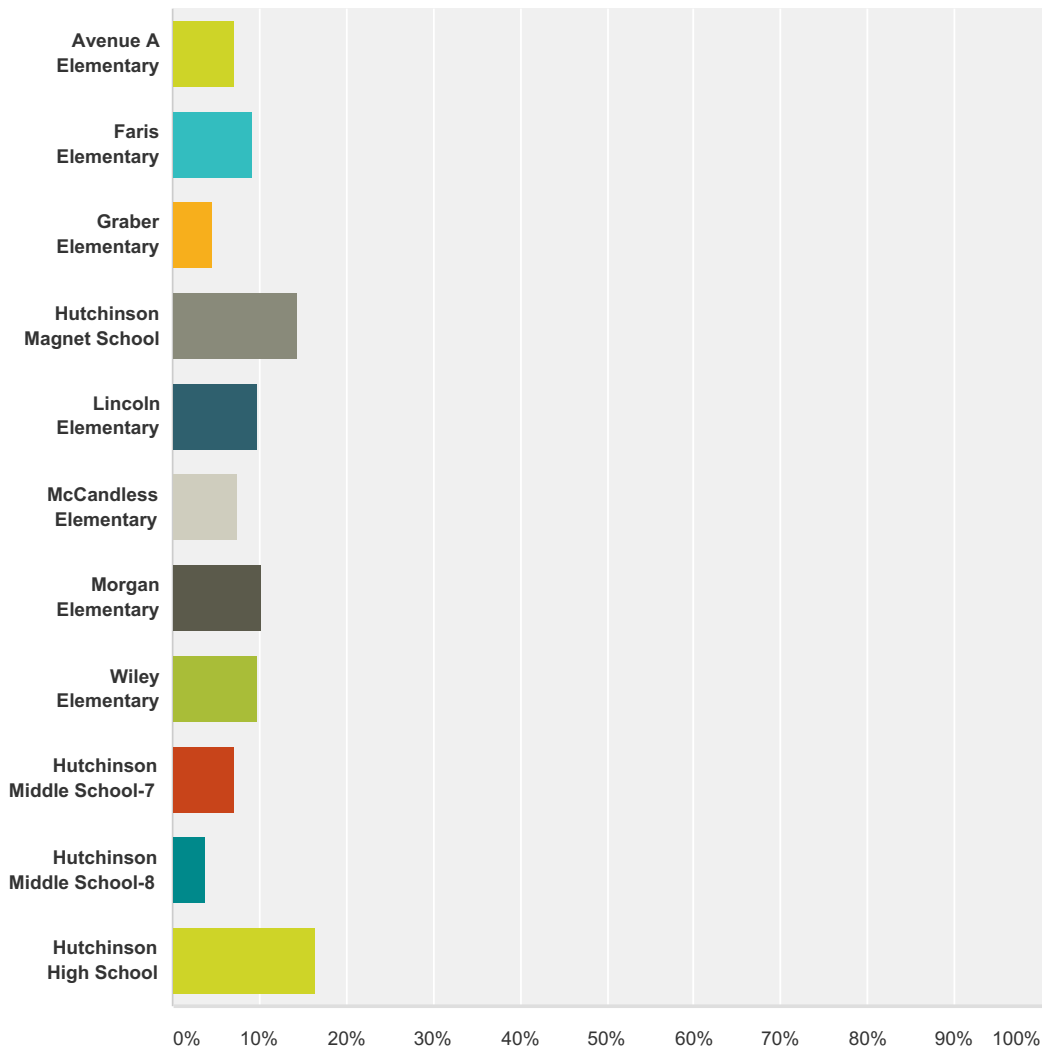
Answered: 784 Skipped: 30



Answer Choices	Responses
Asian	1.53% 12
Black	8.42% 66
Caucasian	92.98% 729
Native American	4.85% 38
Pacific Islander	0.13% 1
Total Respondents: 784	

Q3 The building for which I am taking this survey.

Answered: 808 Skipped: 6



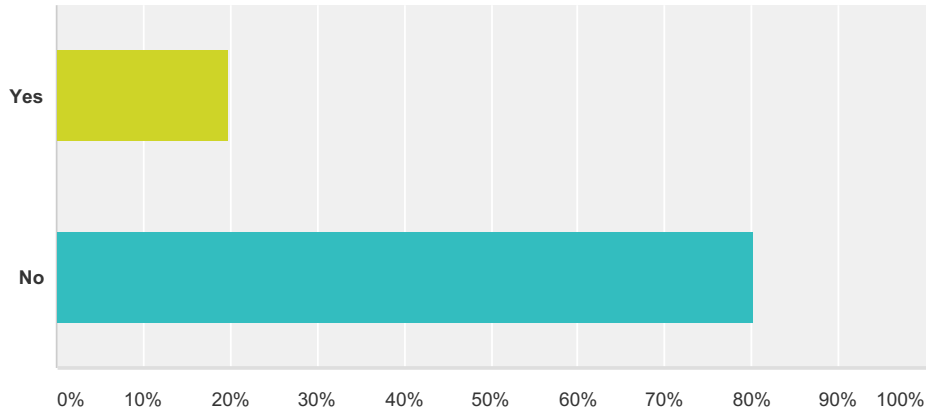
Answer Choices	Responses
Avenue A Elementary	7.05% 57
Faris Elementary	9.16% 74
Graber Elementary	4.58% 37
Hutchinson Magnet School	14.48% 117
Lincoln Elementary	9.90% 80
McCandless Elementary	7.43% 60
Morgan Elementary	10.15% 82
Wiley Elementary	9.90% 80
Hutchinson Middle School-7	7.18% 58

Parent Survey 2016

Hutchinson Middle School-8	3.71%	30
Hutchinson High School	16.46%	133
Total		808

Q4 My child has reported to me he/she has been bullied at school in the past 12 months. “Bullying” means any intentional written, verbal or physical act or threat that is sufficiently severe, persistent or pervasive it creates an intimidating or threatening educational environment.

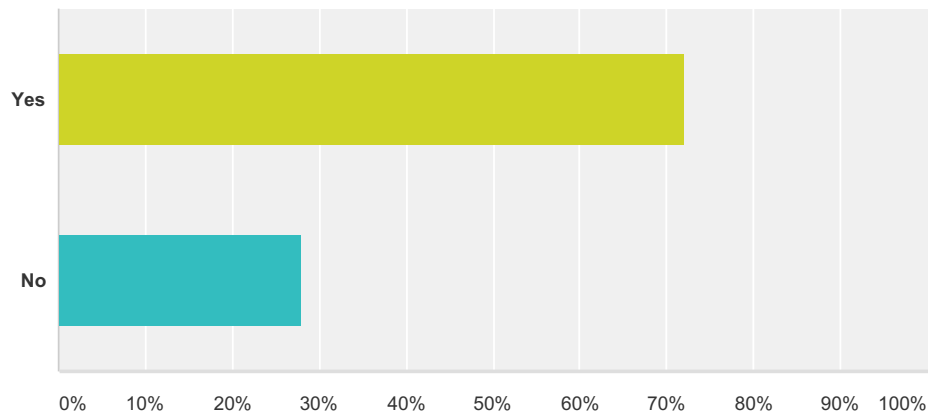
Answered: 808 Skipped: 6



Answer Choices	Responses	
Yes	19.80%	160
No	80.20%	648
Total		808

Q5 I or my child reported this concern to school staff.

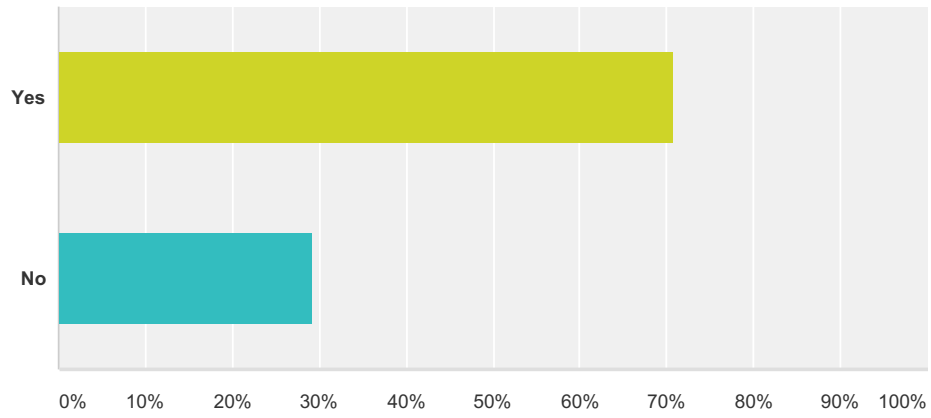
Answered: 161 Skipped: 653



Answer Choices	Responses	
Yes	72.05%	116
No	27.95%	45
Total		161

Q6 Instances of bullying are effectively addressed by school staff.

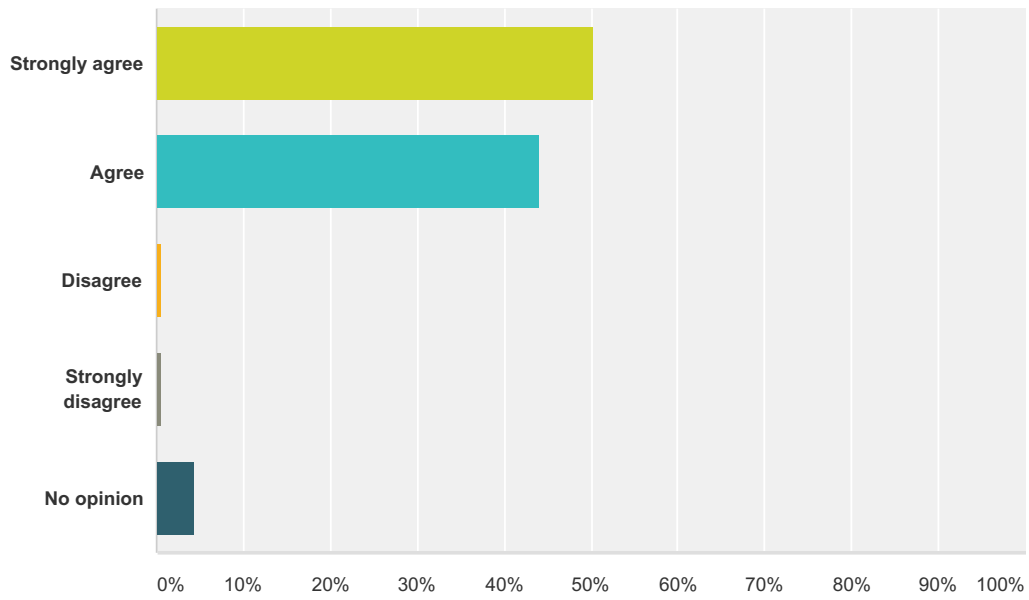
Answered: 116 Skipped: 698



Answer Choices	Responses	
Yes	70.69%	82
No	29.31%	34
Total		116

Q7 This school is well maintained by the custodial staff.

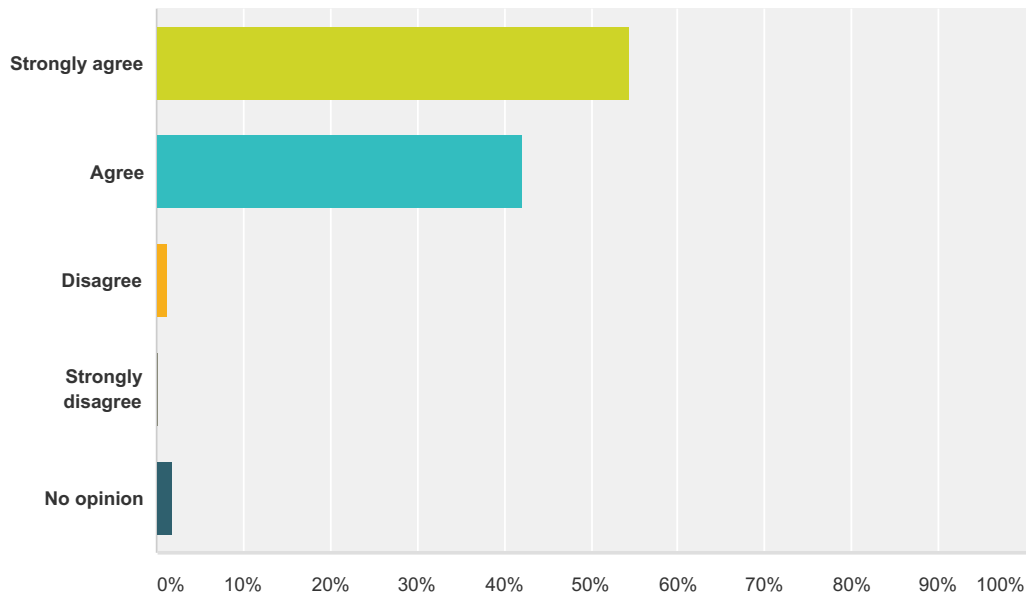
Answered: 760 Skipped: 54



Answer Choices	Responses	Count
Strongly agree	50.39%	383
Agree	44.08%	335
Disagree	0.53%	4
Strongly disagree	0.66%	5
No opinion	4.34%	33
Total		760

Q8 Students are taught classroom expectations.

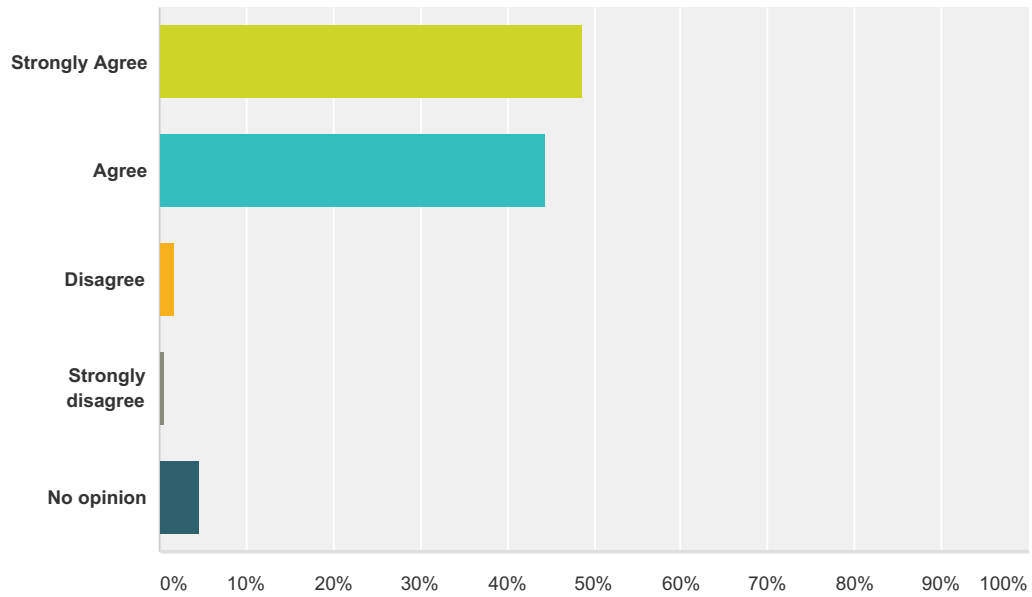
Answered: 759 Skipped: 55



Answer Choices	Responses	Count
Strongly agree	54.41%	413
Agree	42.16%	320
Disagree	1.19%	9
Strongly disagree	0.26%	2
No opinion	1.98%	15
Total		759

Q9 Students are taught expectations outside the classroom (hallway, cafeteria, etc.)

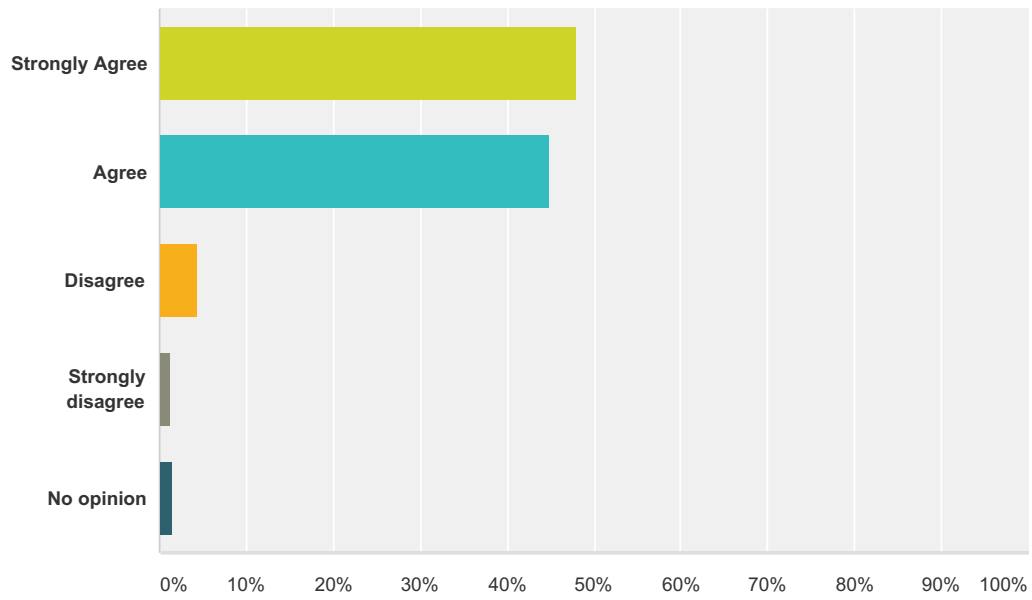
Answered: 757 Skipped: 57



Answer Choices	Responses	
Strongly Agree	48.75%	369
Agree	44.52%	337
Disagree	1.72%	13
Strongly disagree	0.53%	4
No opinion	4.49%	34
Total		757

Q10 I feel my student(s) is safe at this school.

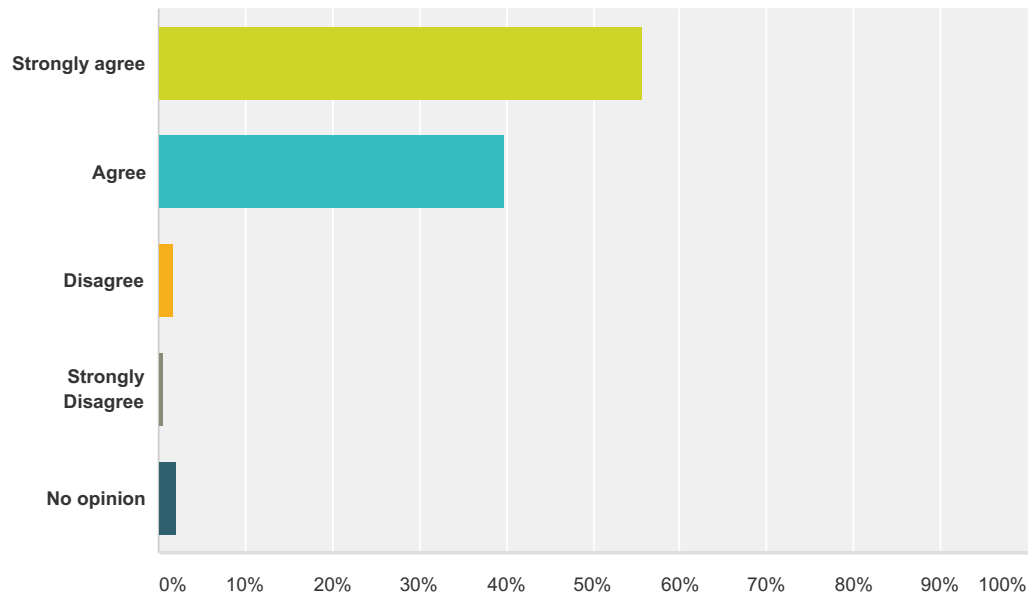
Answered: 760 Skipped: 54



Answer Choices	Responses	Count
Strongly Agree	48.03%	365
Agree	44.87%	341
Disagree	4.47%	34
Strongly disagree	1.18%	9
No opinion	1.45%	11
Total		760

Q11 My child(ren) is valued regardless of race, gender, disability, etc.

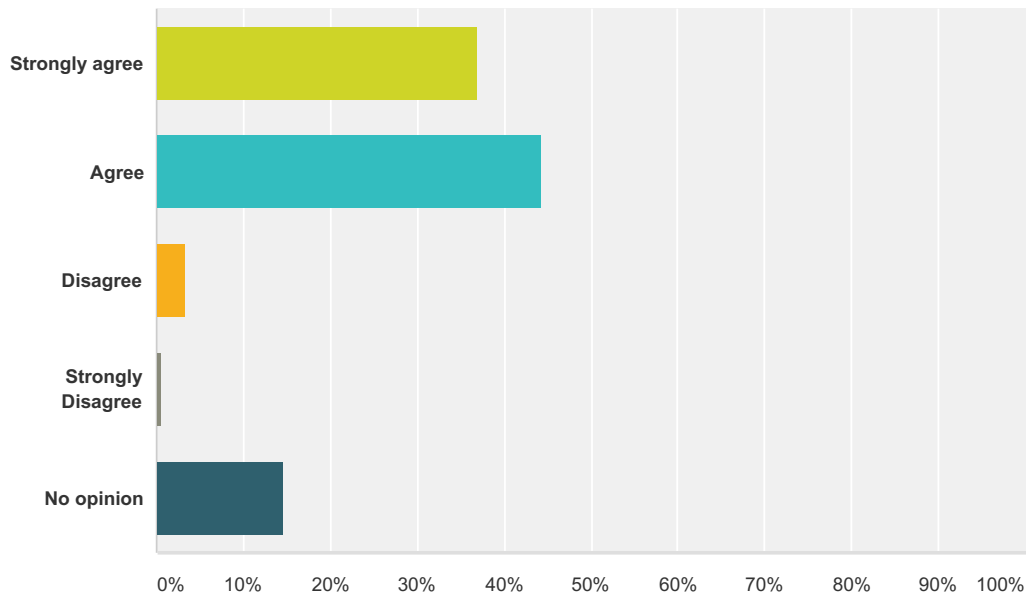
Answered: 751 Skipped: 63



Answer Choices	Responses	Count
Strongly agree	55.79%	419
Agree	39.95%	300
Disagree	1.73%	13
Strongly Disagree	0.53%	4
No opinion	2.00%	15
Total		751

Q12 My child has opportunities for career exploration.

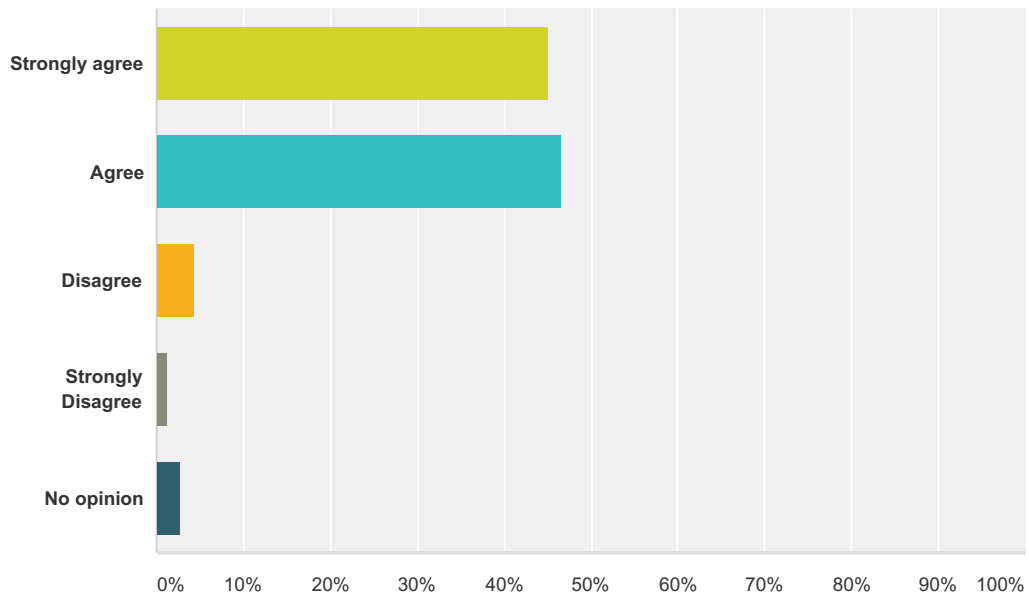
Answered: 757 Skipped: 57



Answer Choices	Responses	Count
Strongly agree	36.99%	280
Agree	44.25%	335
Disagree	3.43%	26
Strongly Disagree	0.66%	5
No opinion	14.66%	111
Total		757

Q13 The school has high expectations for my child(ren).

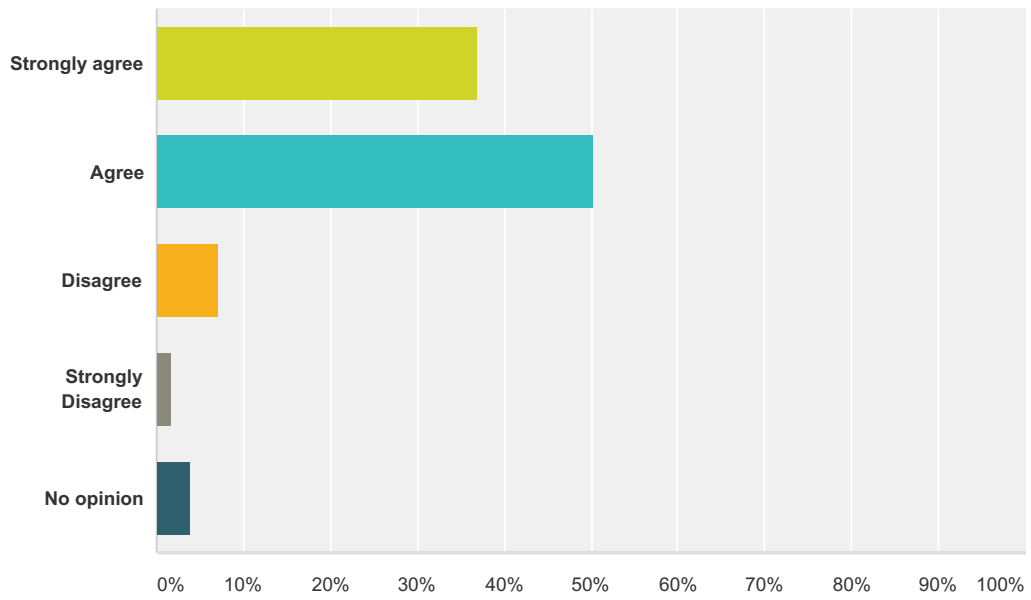
Answered: 757 Skipped: 57



Answer Choices	Responses	Count
Strongly agree	45.18%	342
Agree	46.50%	352
Disagree	4.36%	33
Strongly Disagree	1.19%	9
No opinion	2.77%	21
Total		757

Q14 I am aware how assessment data relates to learning activities for my child.

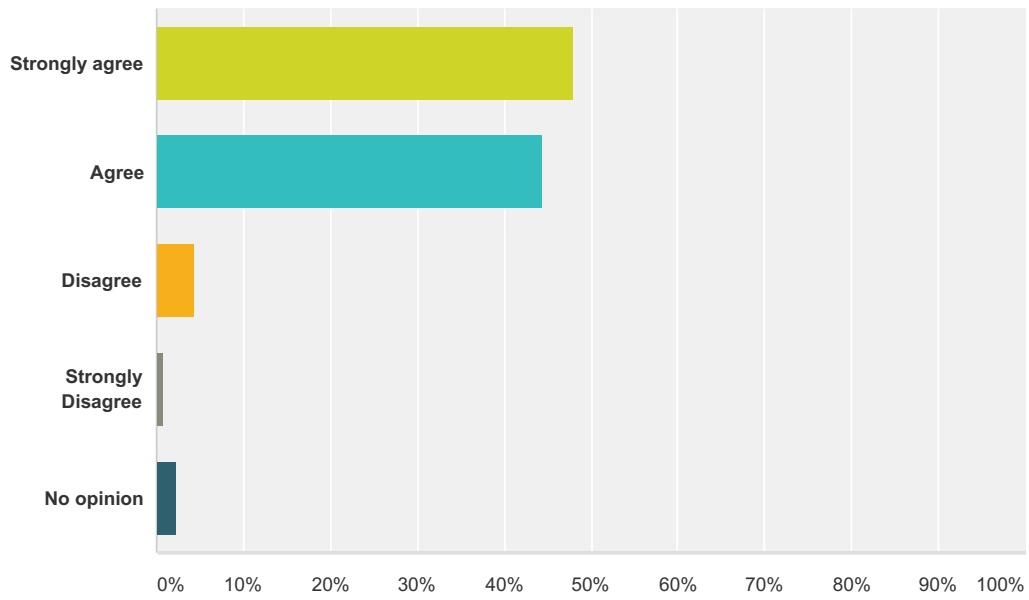
Answered: 757 Skipped: 57



Answer Choices	Responses
Strongly agree	36.86% 279
Agree	50.33% 381
Disagree	7.13% 54
Strongly Disagree	1.72% 13
No opinion	3.96% 30
Total	757

Q15 I am pleased with the learning environment at this school.

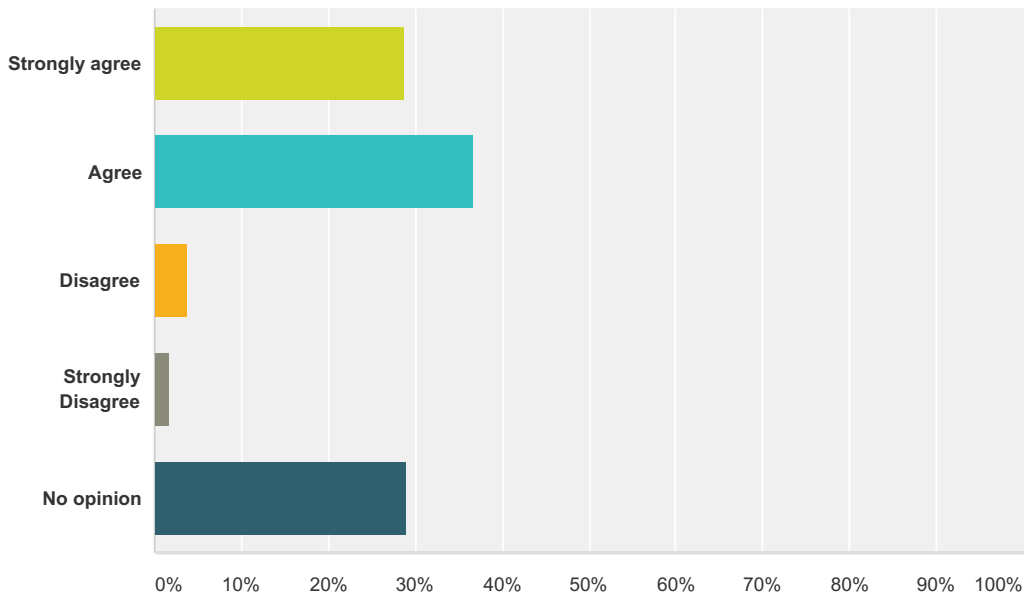
Answered: 757 Skipped: 57



Answer Choices	Responses	Count
Strongly agree	47.95%	363
Agree	44.52%	337
Disagree	4.36%	33
Strongly Disagree	0.92%	7
No opinion	2.25%	17
Total		757

Q16 Champs (K-8) / Achieve (9-12) has increased positive behavior at this school.

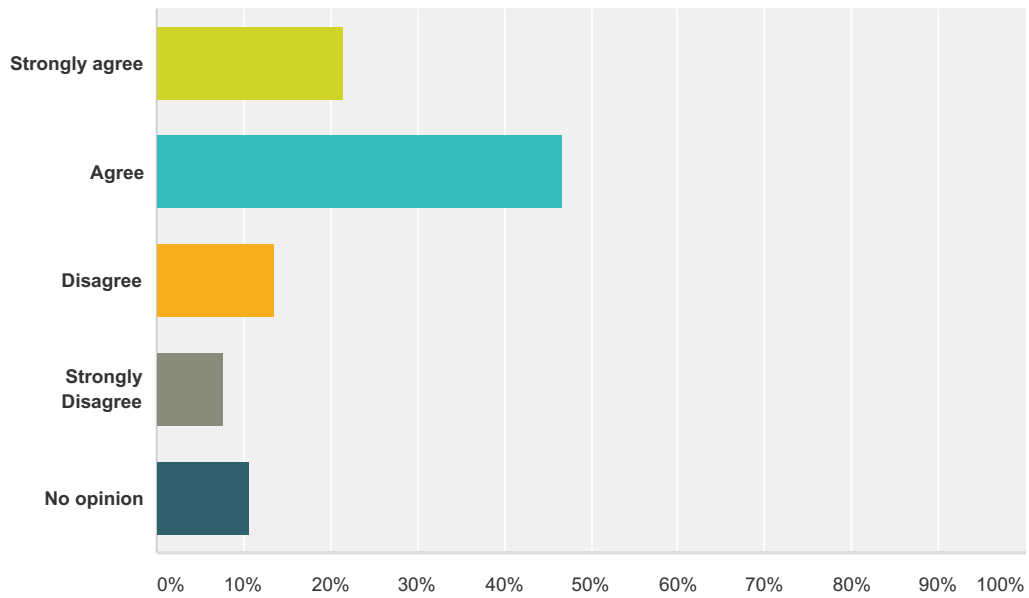
Answered: 756 Skipped: 58



Answer Choices	Responses	Count
Strongly agree	28.84%	218
Agree	36.64%	277
Disagree	3.84%	29
Strongly Disagree	1.72%	13
No opinion	28.97%	219
Total		756

Q17 The district Nutrition Services program serves adequate nutritional meals.

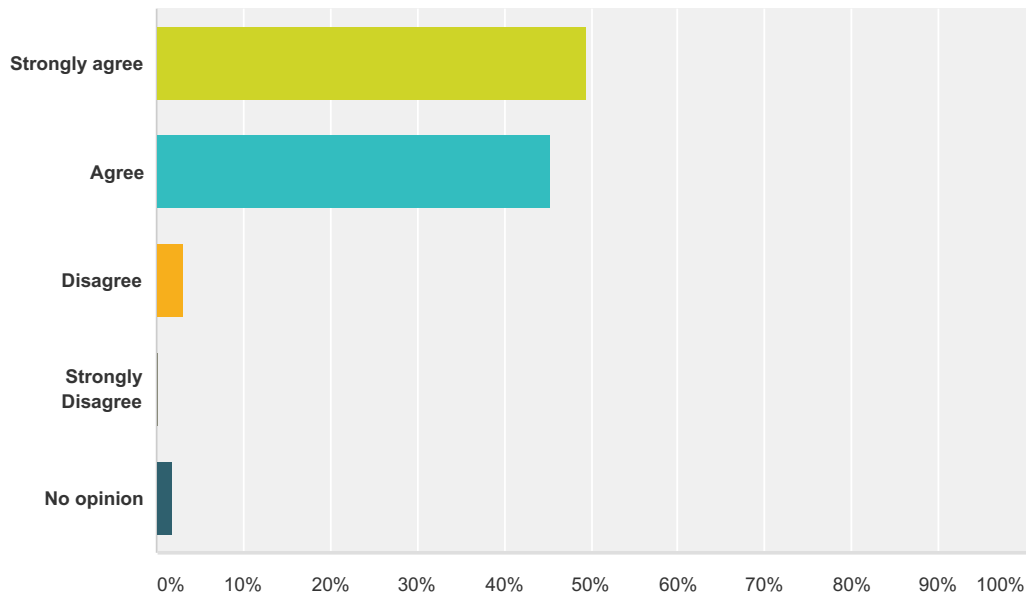
Answered: 756 Skipped: 58



Answer Choices	Responses	Count
Strongly agree	21.43%	162
Agree	46.69%	353
Disagree	13.49%	102
Strongly Disagree	7.67%	58
No opinion	10.71%	81
Total		756

Q18 I receive quality customer service at this school.

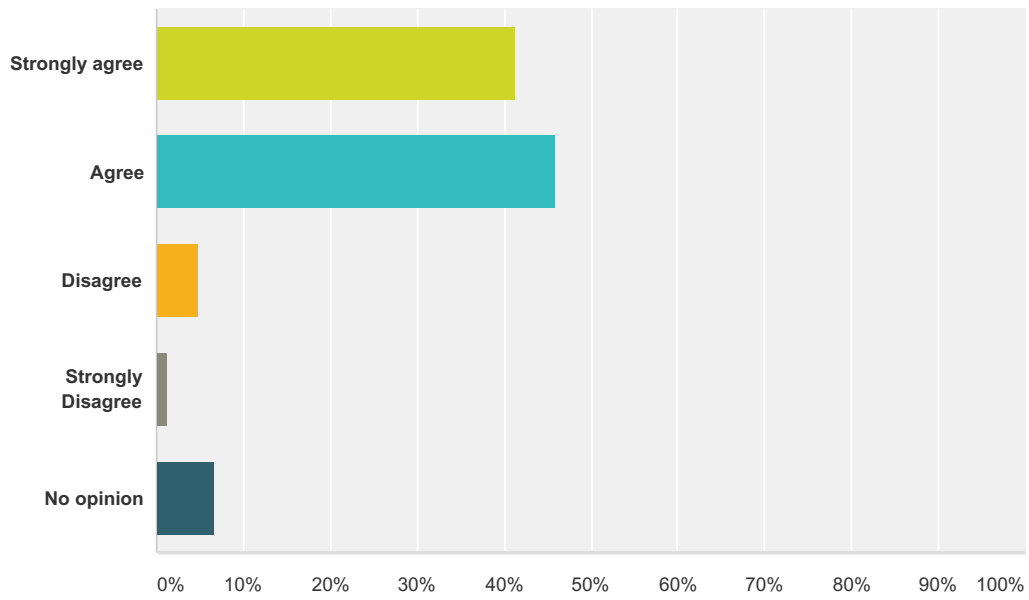
Answered: 757 Skipped: 57



Answer Choices	Responses	Count
Strongly agree	49.41%	374
Agree	45.31%	343
Disagree	3.04%	23
Strongly Disagree	0.26%	2
No opinion	1.98%	15
Total		757

Q19 The school provides opportunities for me to be involved.

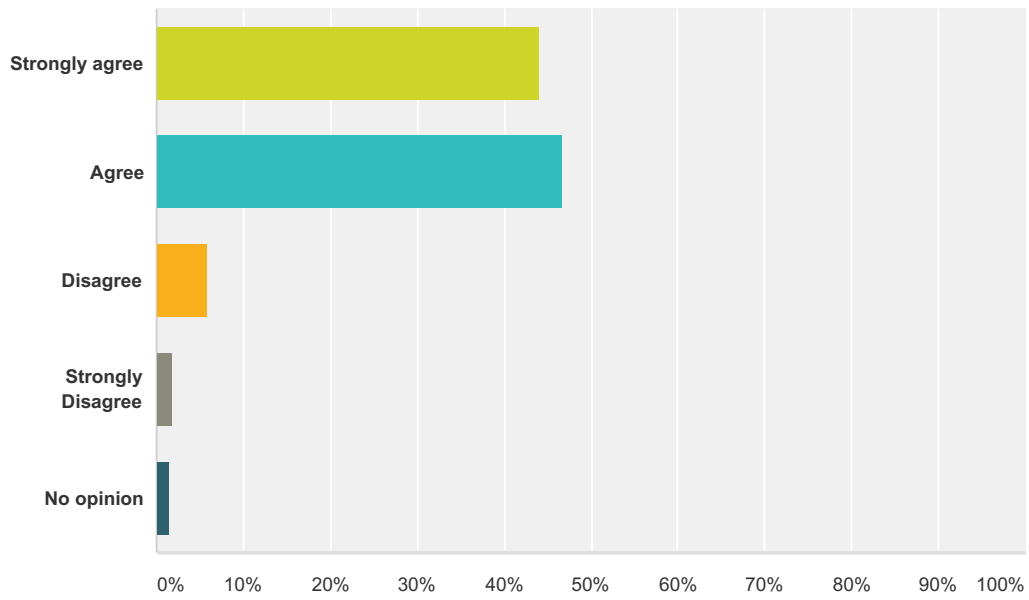
Answered: 760 Skipped: 54



Answer Choices	Responses	Count
Strongly agree	41.32%	314
Agree	45.92%	349
Disagree	4.74%	36
Strongly Disagree	1.32%	10
No opinion	6.71%	51
Total		760

Q20 The school has effective two-way communication with parents.

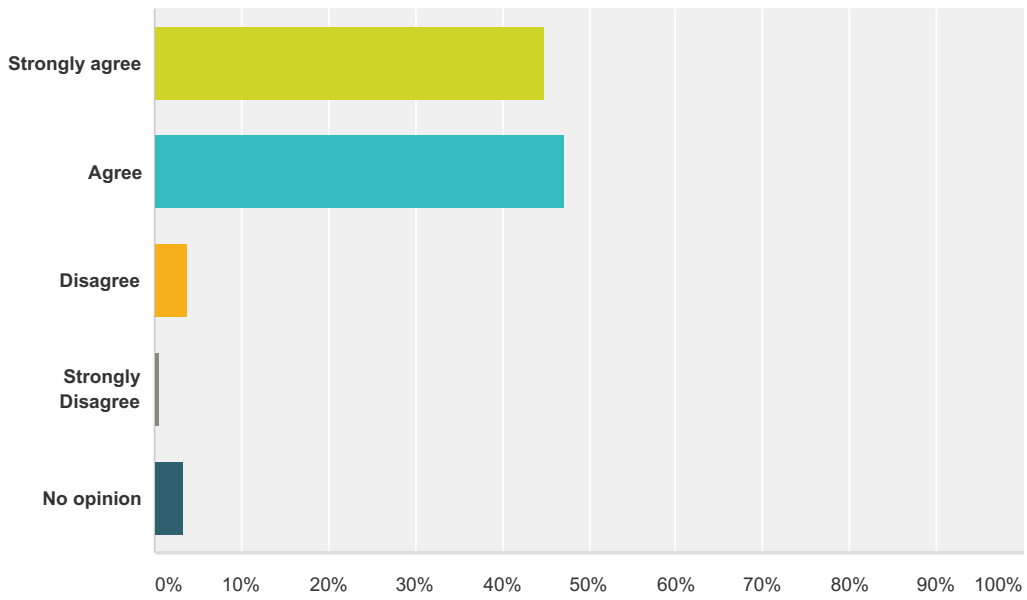
Answered: 758 Skipped: 56



Answer Choices	Responses	Count
Strongly agree	44.06%	334
Agree	46.70%	354
Disagree	5.94%	45
Strongly Disagree	1.85%	14
No opinion	1.45%	11
Total		758

Q21 This school prepares students to be successful at the next level of learning.

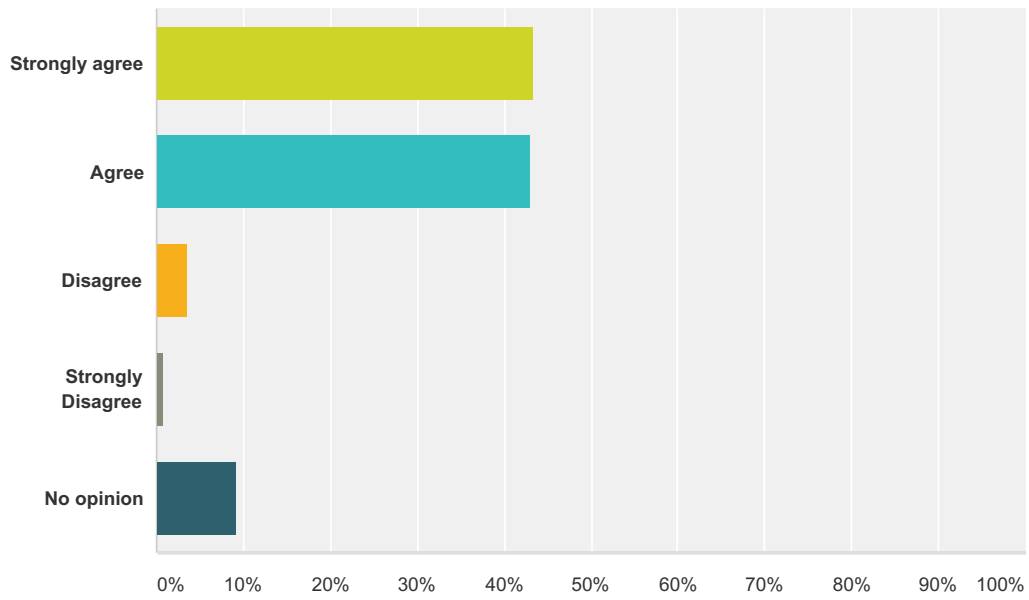
Answered: 756 Skipped: 58



Answer Choices	Responses	Count
Strongly agree	44.97%	340
Agree	47.22%	357
Disagree	3.84%	29
Strongly Disagree	0.66%	5
No opinion	3.31%	25
Total		756

Q22 This school addresses parent concerns in a timely manner.

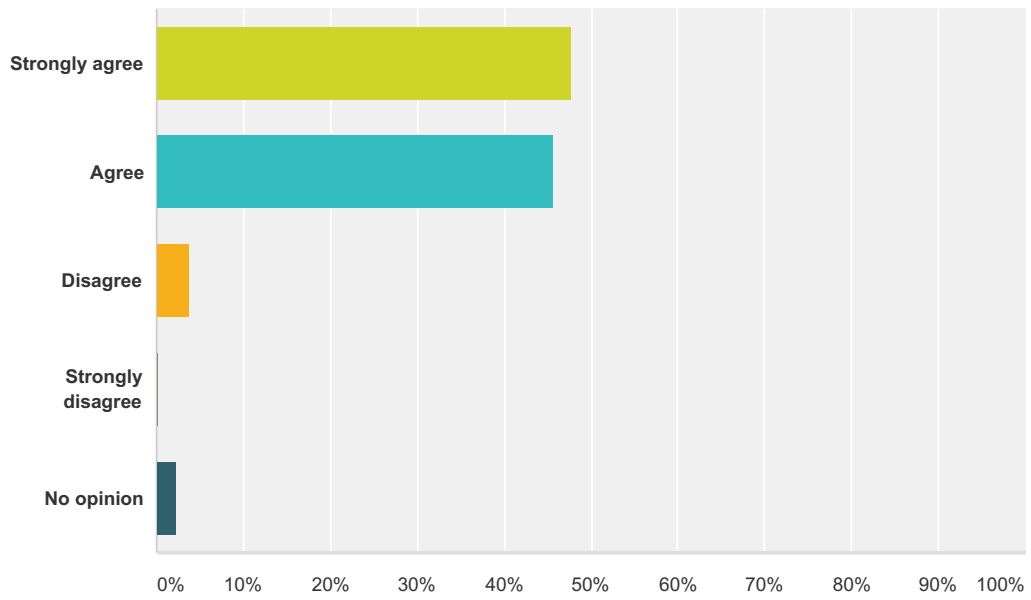
Answered: 755 Skipped: 59



Answer Choices	Responses	Count
Strongly agree	43.44%	328
Agree	43.05%	325
Disagree	3.58%	27
Strongly Disagree	0.79%	6
No opinion	9.14%	69
Total		755

Q23 I feel comfortable addressing concerns with school personnel.

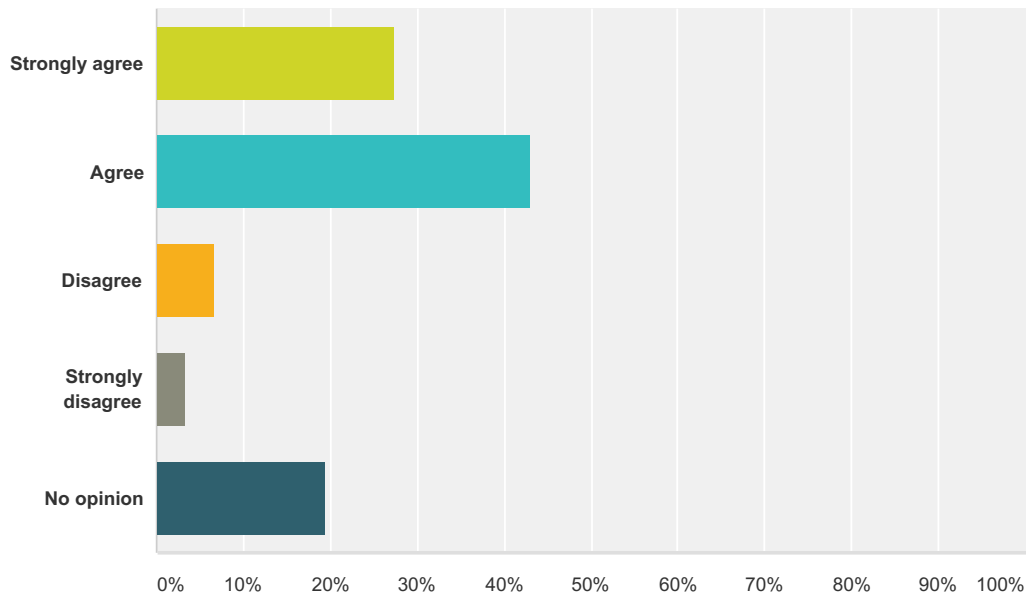
Answered: 754 Skipped: 60



Answer Choices	Responses	Count
Strongly agree	47.88%	361
Agree	45.62%	344
Disagree	3.85%	29
Strongly disagree	0.27%	2
No opinion	2.39%	18
Total		754

Q24 Hutchinson Public Schools uses its financial resources wisely.

Answered: 754 Skipped: 60



Answer Choices	Responses	
Strongly agree	27.32%	206
Agree	43.10%	325
Disagree	6.76%	51
Strongly disagree	3.32%	25
No opinion	19.50%	147
Total		754