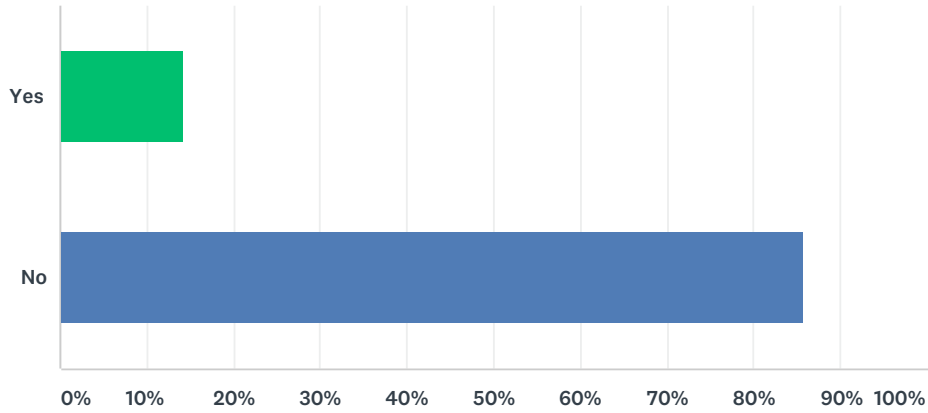


Q1 The federal government requires the school district to distinguish between ethnicity and race for its students. We are requesting parents to do the same. Ethnicity: Are you of Hispanic/Latino or of Spanish origin?

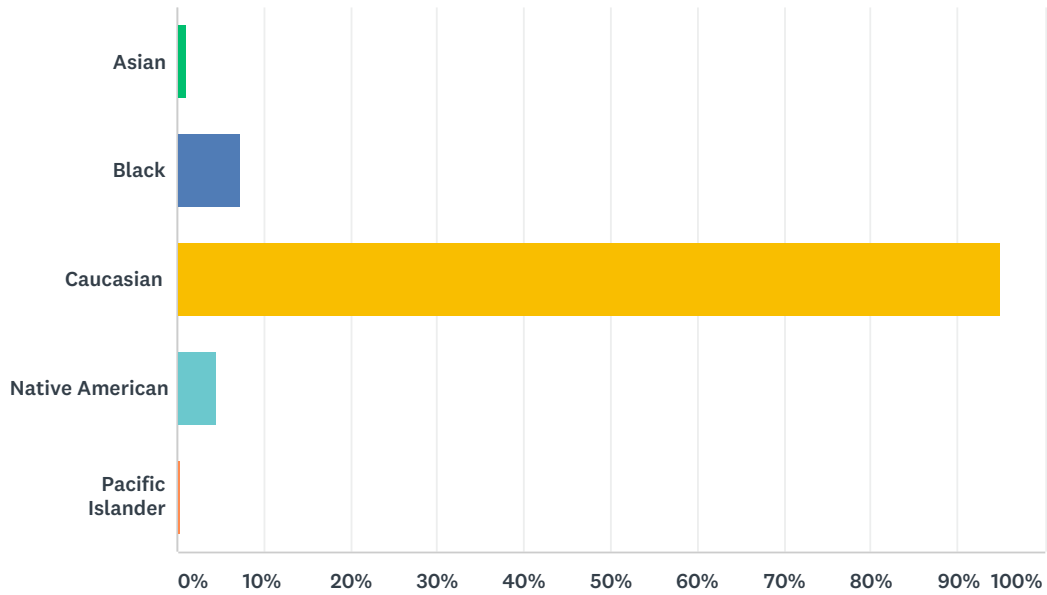
Answered: 647 Skipped: 2



ANSWER CHOICES	RESPONSES	
Yes	14.22%	92
No	85.78%	555
TOTAL		647

Q2 Race: What is your race? Mark all that apply.

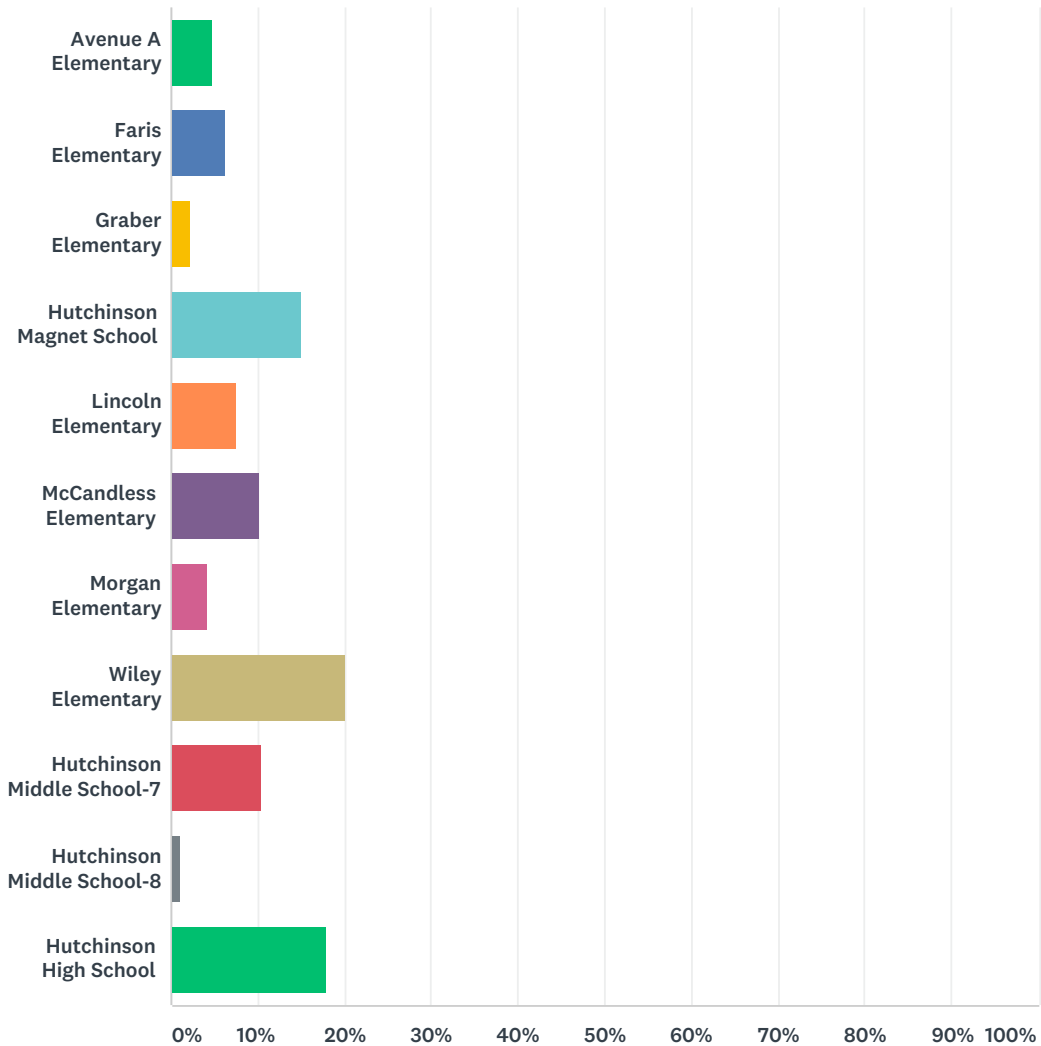
Answered: 626 Skipped: 23



ANSWER CHOICES	RESPONSES	
Asian	1.12%	7
Black	7.35%	46
Caucasian	94.89%	594
Native American	4.63%	29
Pacific Islander	0.48%	3
Total Respondents: 626		

Q3 The building for which I am taking this survey.

Answered: 647 Skipped: 2



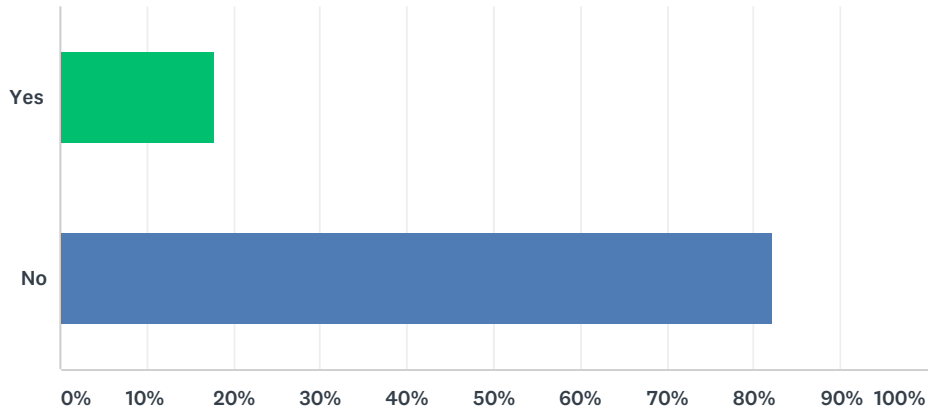
ANSWER CHOICES	RESPONSES	
Avenue A Elementary	4.79%	31
Faris Elementary	6.34%	41
Graber Elementary	2.32%	15
Hutchinson Magnet School	14.99%	97
Lincoln Elementary	7.57%	49
McCandless Elementary	10.20%	66
Morgan Elementary	4.17%	27
Wiley Elementary	20.09%	130
Hutchinson Middle School-7	10.51%	68
Hutchinson Middle School-8	1.08%	7

Parent Survey 2017

Hutchinson High School	17.93%	116
TOTAL		647

Q4 My child has reported to me he/she has been bullied at school in the past 12 months. “Bullying” means any intentional written, verbal or physical act or threat that is sufficiently severe, persistent or pervasive it creates an intimidating or threatening educational environment.

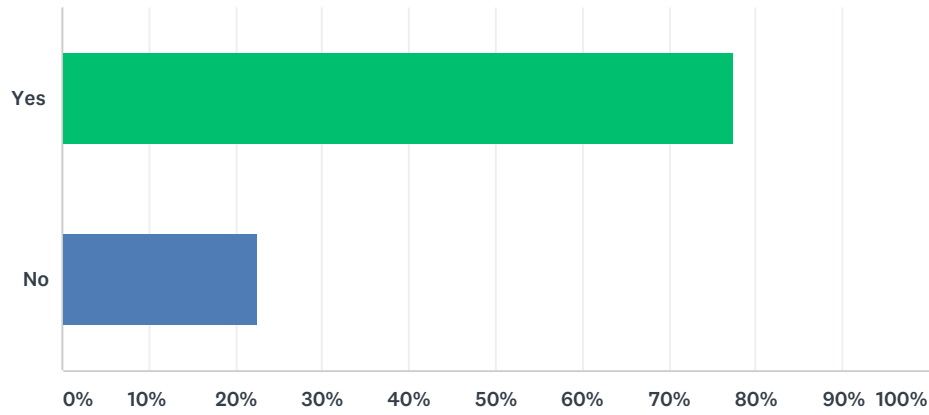
Answered: 648 Skipped: 1



ANSWER CHOICES	RESPONSES	
Yes	17.75%	115
No	82.25%	533
TOTAL		648

Q5 I or my child reported this concern to school staff.

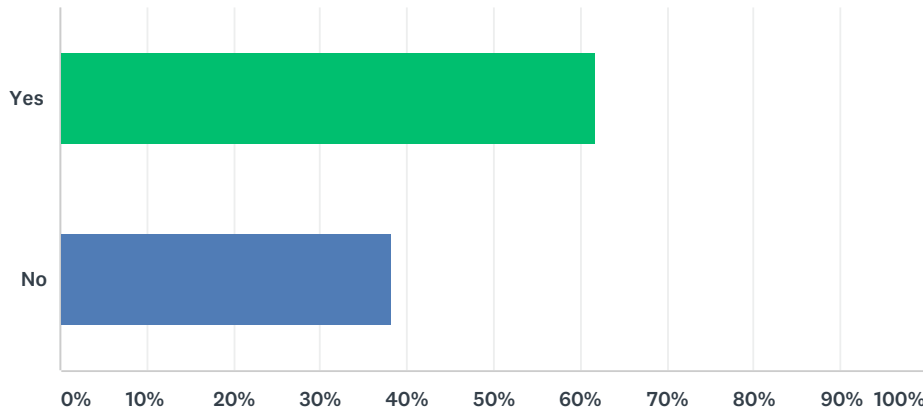
Answered: 115 Skipped: 534



ANSWER CHOICES	RESPONSES	
Yes	77.39%	89
No	22.61%	26
TOTAL		115

Q6 Instances of bullying are effectively addressed by school staff.

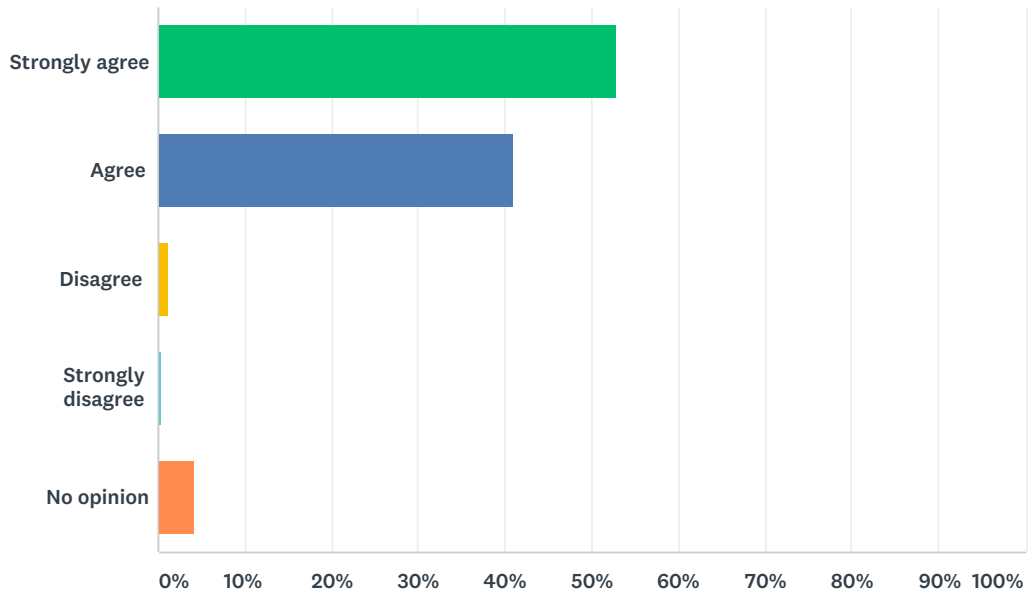
Answered: 86 Skipped: 563



ANSWER CHOICES	RESPONSES	
Yes	61.63%	53
No	38.37%	33
TOTAL		86

Q7 This school is well maintained by the custodial staff.

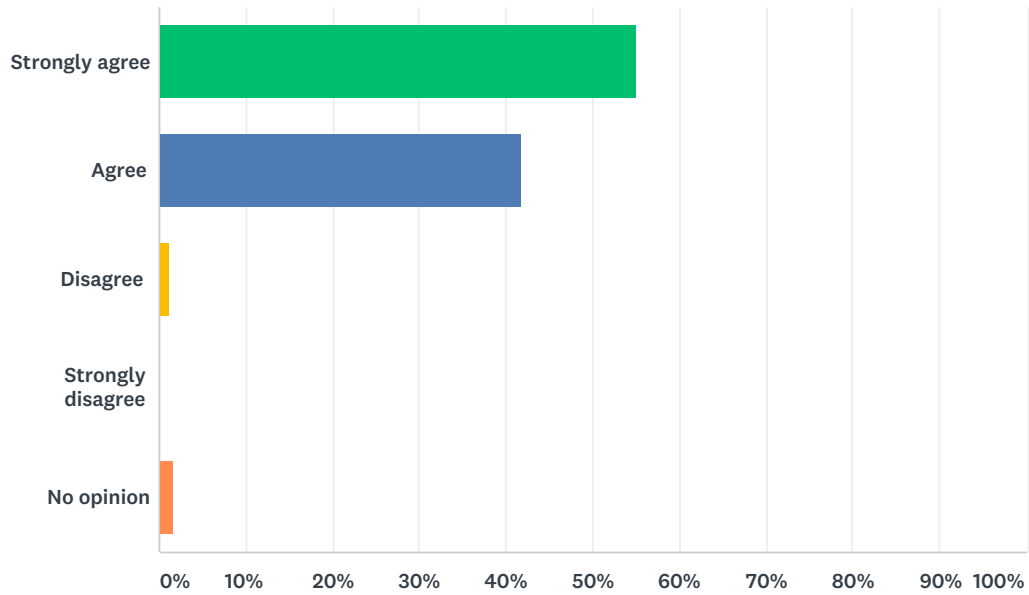
Answered: 611 Skipped: 38



ANSWER CHOICES	RESPONSES	
Strongly agree	53.03%	324
Agree	41.08%	251
Disagree	1.31%	8
Strongly disagree	0.33%	2
No opinion	4.26%	26
TOTAL		611

Q8 Students are taught classroom expectations.

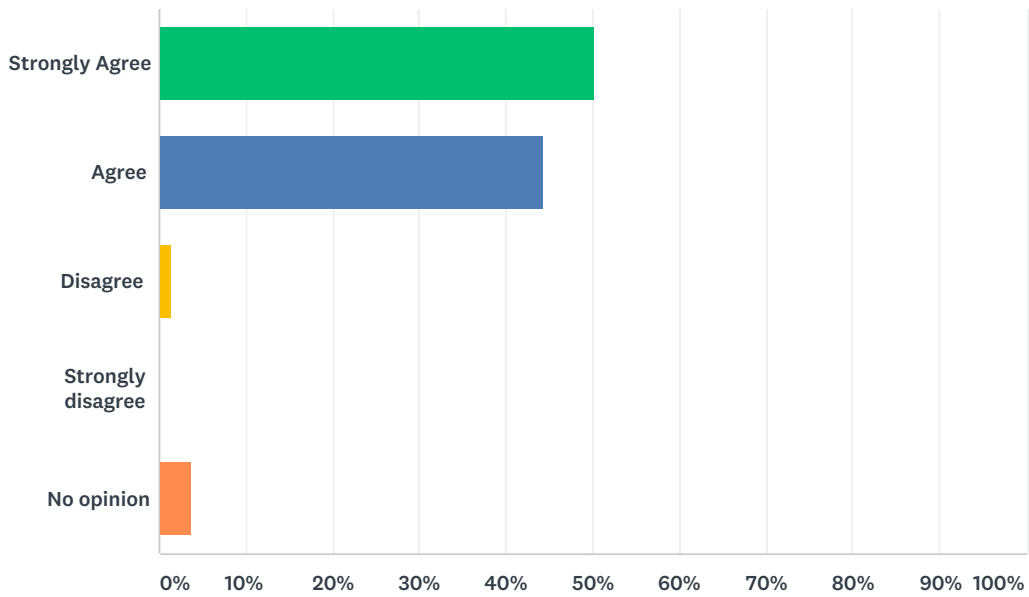
Answered: 611 Skipped: 38



ANSWER CHOICES	RESPONSES	
Strongly agree	54.99%	336
Agree	41.90%	256
Disagree	1.31%	8
Strongly disagree	0.16%	1
No opinion	1.64%	10
TOTAL		611

Q9 Students are taught expectations outside the classroom (hallway, cafeteria, etc.)

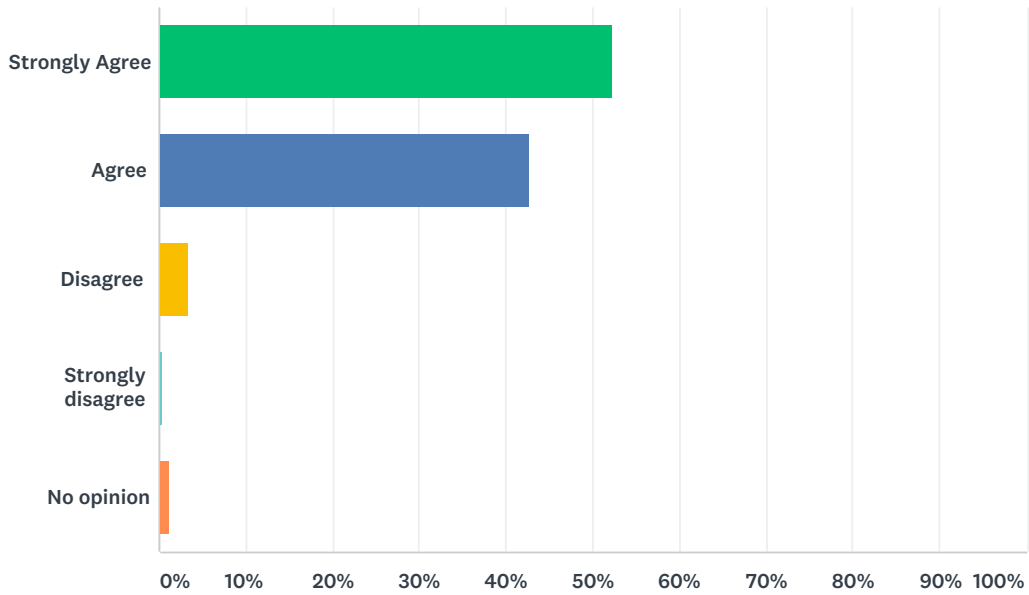
Answered: 610 Skipped: 39



ANSWER CHOICES	RESPONSES	
Strongly Agree	50.16%	306
Agree	44.43%	271
Disagree	1.48%	9
Strongly disagree	0.16%	1
No opinion	3.77%	23
TOTAL		610

Q10 I feel my student(s) is safe at this school.

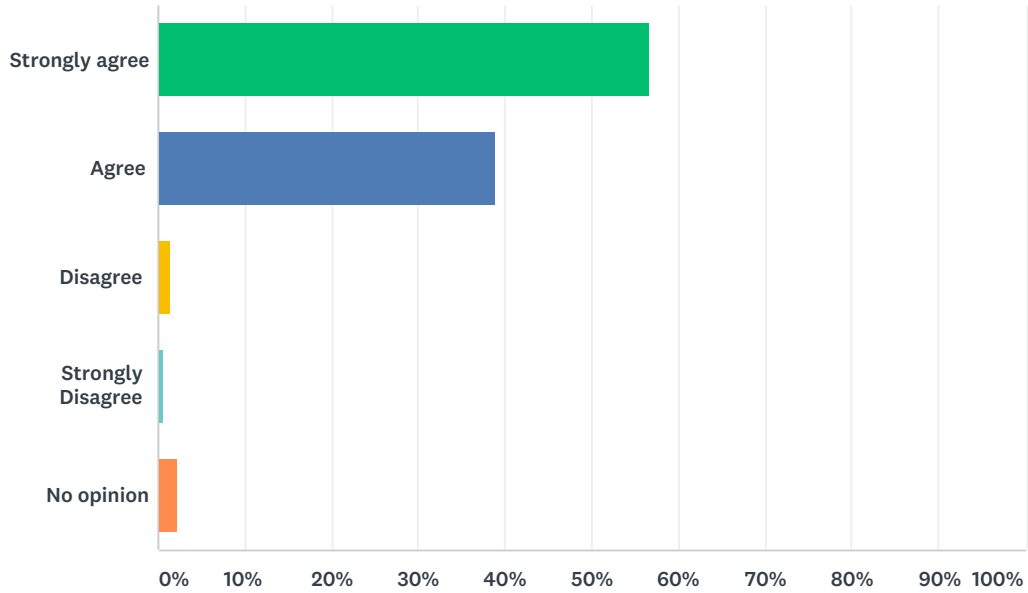
Answered: 606 Skipped: 43



ANSWER CHOICES	RESPONSES	
Strongly Agree	52.31%	317
Agree	42.74%	259
Disagree	3.30%	20
Strongly disagree	0.50%	3
No opinion	1.16%	7
TOTAL		606

Q11 My child(ren) is valued regardless of race, gender, disability, etc.

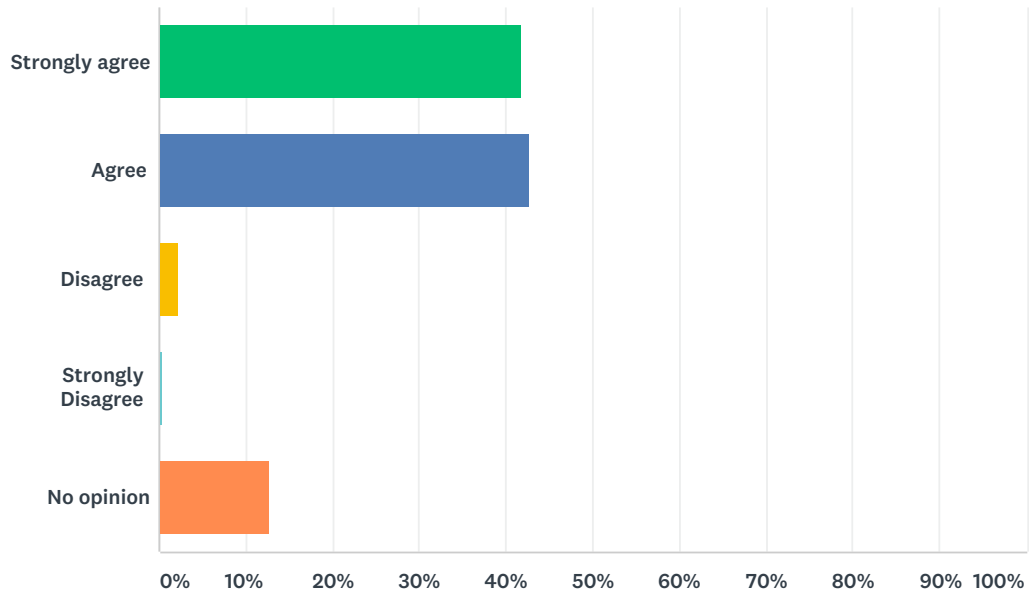
Answered: 609 Skipped: 40



ANSWER CHOICES	RESPONSES	
Strongly agree	56.65%	345
Agree	38.92%	237
Disagree	1.48%	9
Strongly Disagree	0.66%	4
No opinion	2.30%	14
TOTAL		609

Q12 My child has opportunities for career exploration.

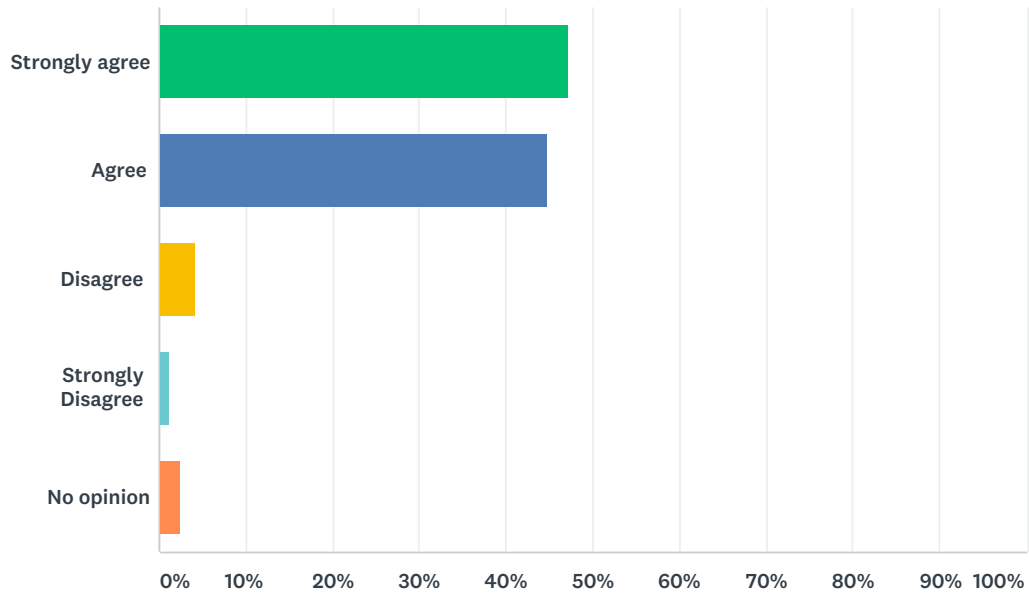
Answered: 608 Skipped: 41



ANSWER CHOICES	RESPONSES	
Strongly agree	41.94%	255
Agree	42.60%	259
Disagree	2.30%	14
Strongly Disagree	0.49%	3
No opinion	12.66%	77
TOTAL		608

Q13 The school has high expectations for my child(ren).

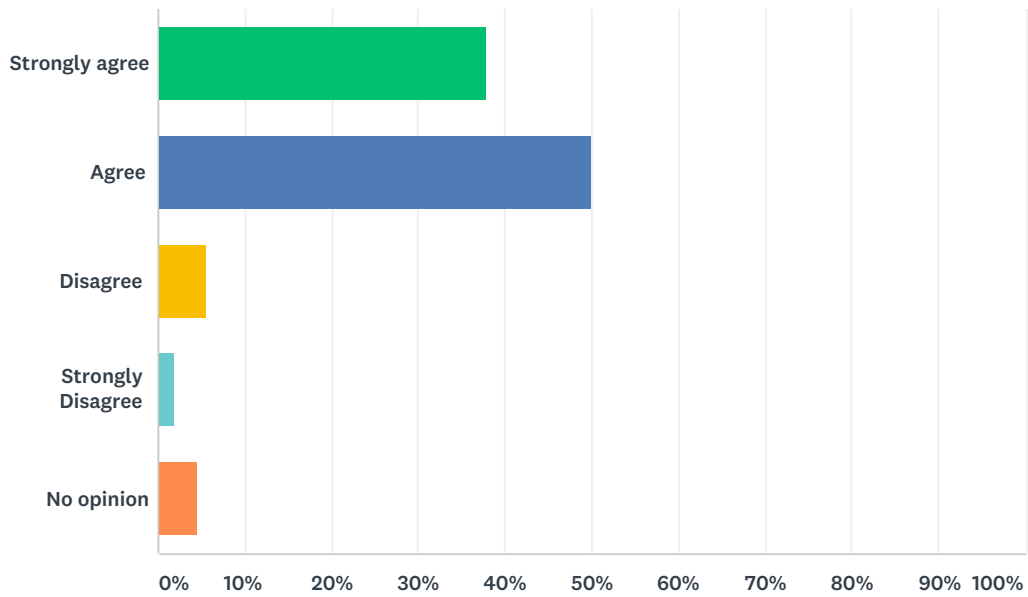
Answered: 609 Skipped: 40



ANSWER CHOICES	RESPONSES	
Strongly agree	47.29%	288
Agree	44.83%	273
Disagree	4.11%	25
Strongly Disagree	1.31%	8
No opinion	2.46%	15
TOTAL		609

Q14 I am aware how assessment data relates to learning activities for my child.

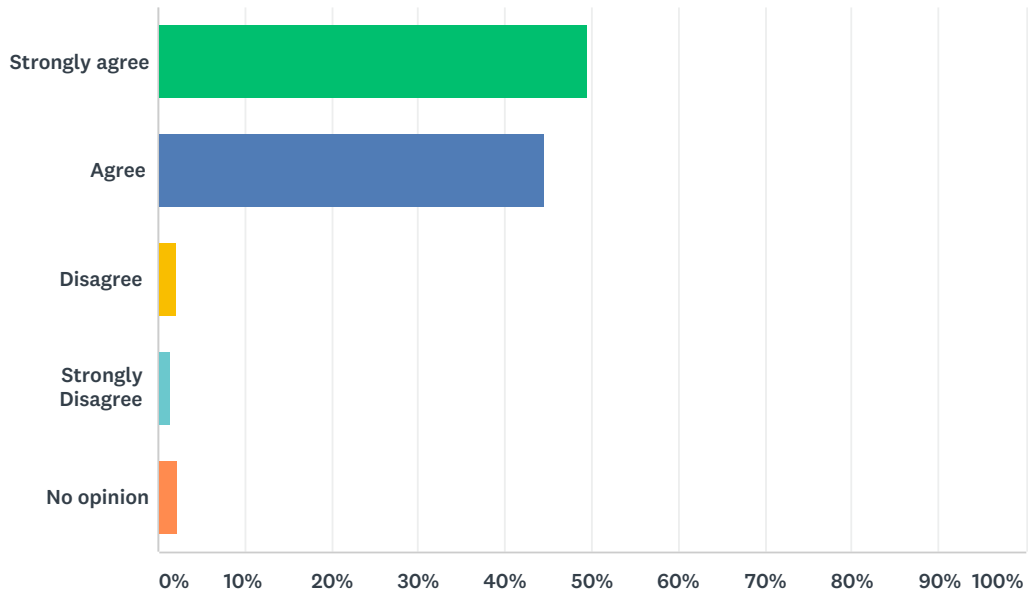
Answered: 611 Skipped: 38



ANSWER CHOICES	RESPONSES	
Strongly agree	37.81%	231
Agree	50.08%	306
Disagree	5.73%	35
Strongly Disagree	1.80%	11
No opinion	4.58%	28
TOTAL		611

Q15 I am pleased with the learning environment at this school.

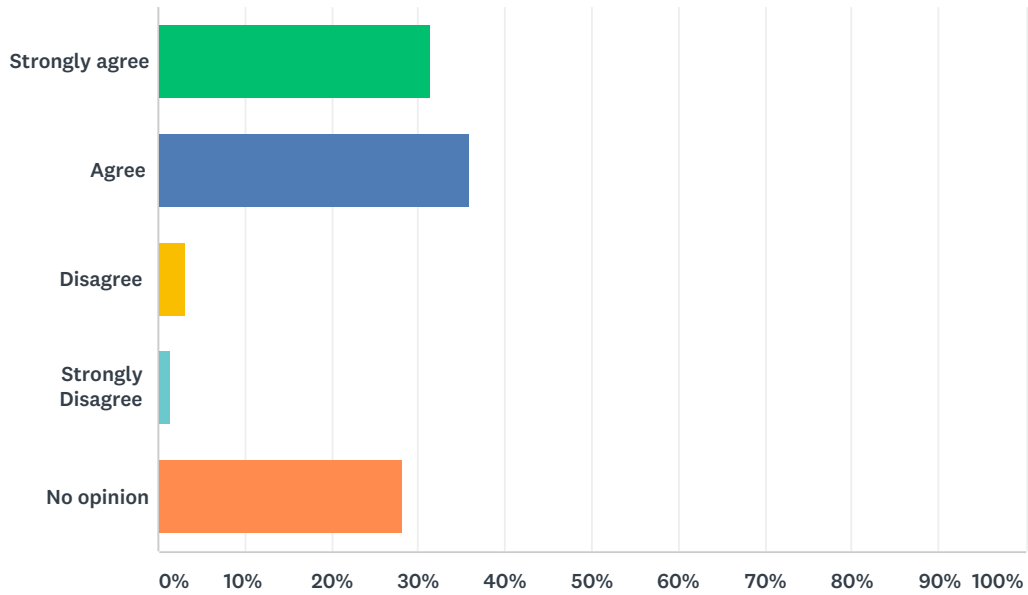
Answered: 608 Skipped: 41



ANSWER CHOICES	RESPONSES	
Strongly agree	49.51%	301
Agree	44.57%	271
Disagree	2.14%	13
Strongly Disagree	1.48%	9
No opinion	2.30%	14
TOTAL		608

Q16 Champs (K-8) / Achieve (9-12) has increased positive behavior at this school.

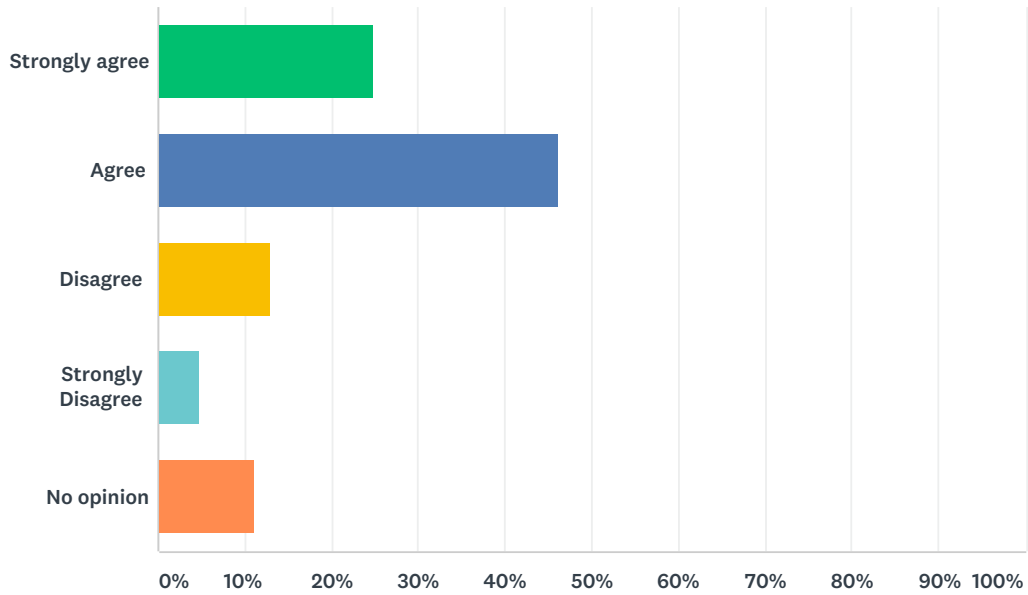
Answered: 607 Skipped: 42



ANSWER CHOICES	RESPONSES	
Strongly agree	31.30%	190
Agree	35.91%	218
Disagree	3.13%	19
Strongly Disagree	1.48%	9
No opinion	28.17%	171
TOTAL		607

Q17 The district Nutrition Services program serves adequate nutritional meals.

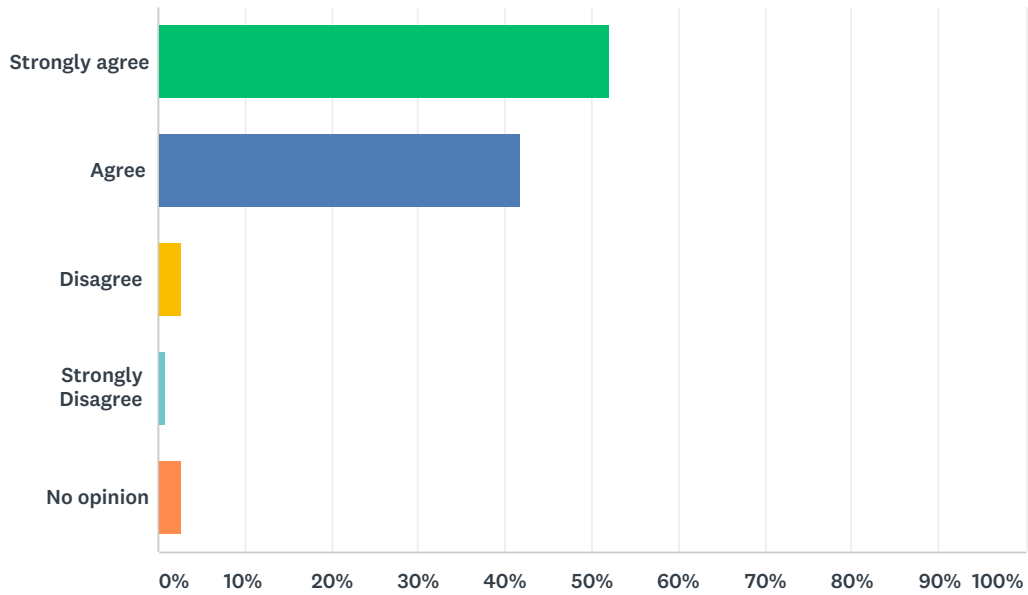
Answered: 609 Skipped: 40



ANSWER CHOICES	RESPONSES	
Strongly agree	24.79%	151
Agree	46.31%	282
Disagree	12.97%	79
Strongly Disagree	4.76%	29
No opinion	11.17%	68
TOTAL		609

Q18 I receive quality customer service at this school.

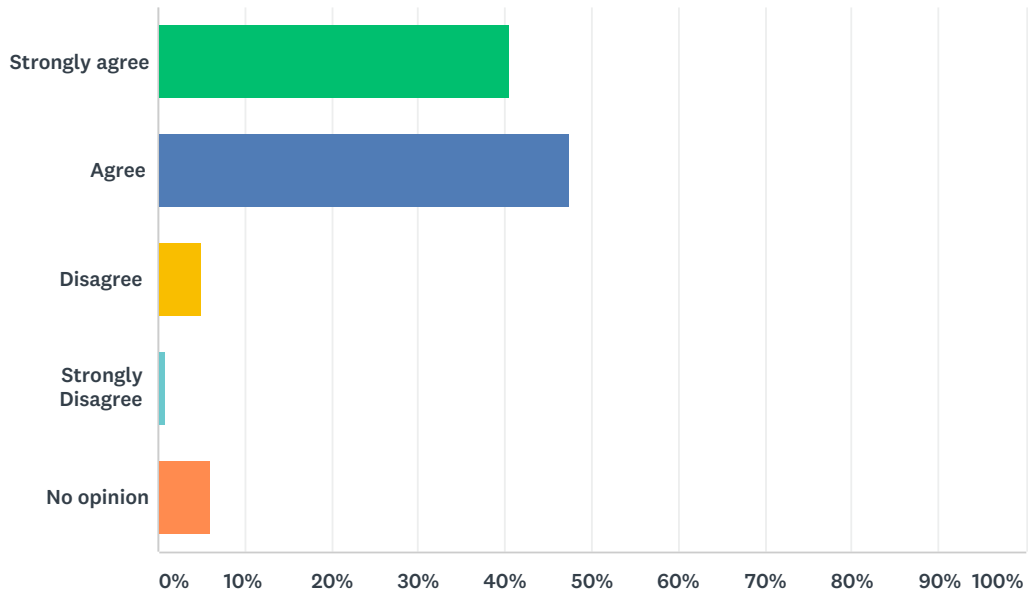
Answered: 609 Skipped: 40



ANSWER CHOICES	RESPONSES	
Strongly agree	52.05%	317
Agree	41.87%	255
Disagree	2.63%	16
Strongly Disagree	0.82%	5
No opinion	2.63%	16
TOTAL		609

Q19 The school provides opportunities for me to be involved.

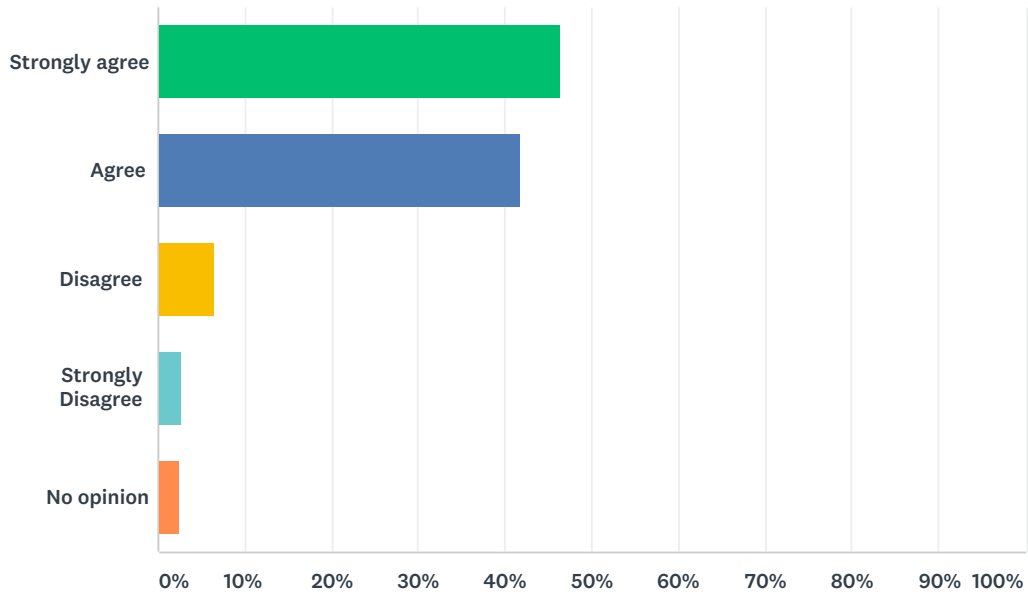
Answered: 610 Skipped: 39



ANSWER CHOICES	RESPONSES	
Strongly agree	40.49%	247
Agree	47.54%	290
Disagree	5.08%	31
Strongly Disagree	0.82%	5
No opinion	6.07%	37
TOTAL		610

Q20 The school has effective two-way communication with parents.

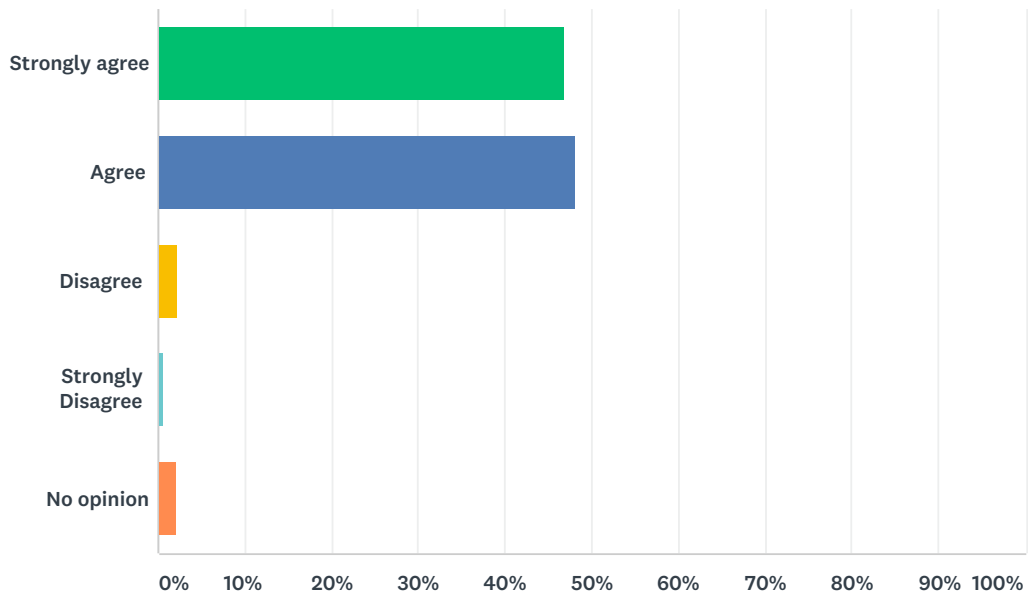
Answered: 607 Skipped: 42



ANSWER CHOICES	RESPONSES	
Strongly agree	46.46%	282
Agree	41.85%	254
Disagree	6.59%	40
Strongly Disagree	2.64%	16
No opinion	2.47%	15
TOTAL		607

Q21 This school prepares students to be successful at the next level of learning.

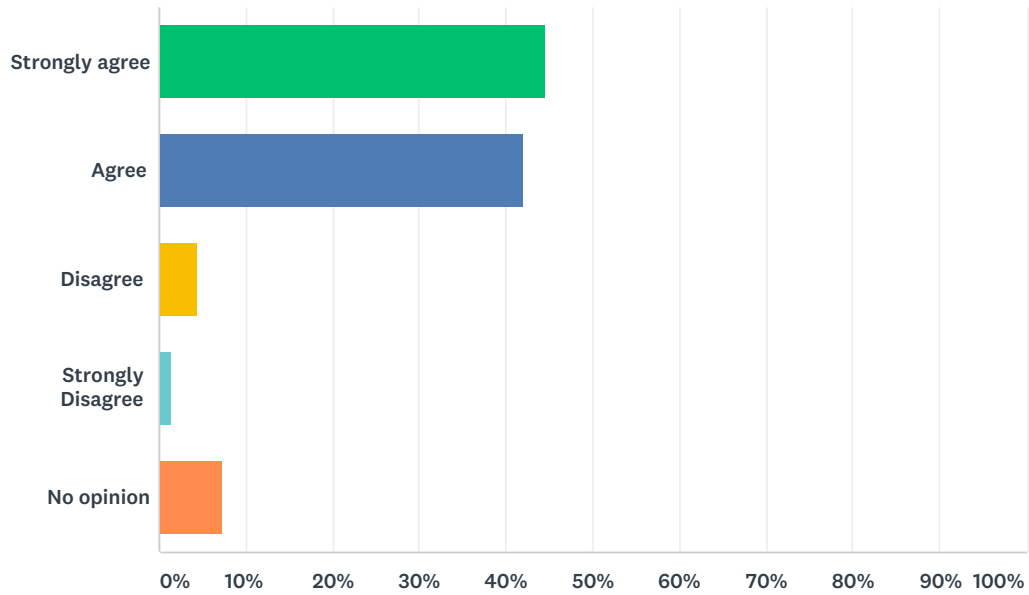
Answered: 607 Skipped: 42



ANSWER CHOICES	RESPONSES	
Strongly agree	46.79%	284
Agree	48.11%	292
Disagree	2.31%	14
Strongly Disagree	0.66%	4
No opinion	2.14%	13
TOTAL		607

Q22 This school addresses parent concerns in a timely manner.

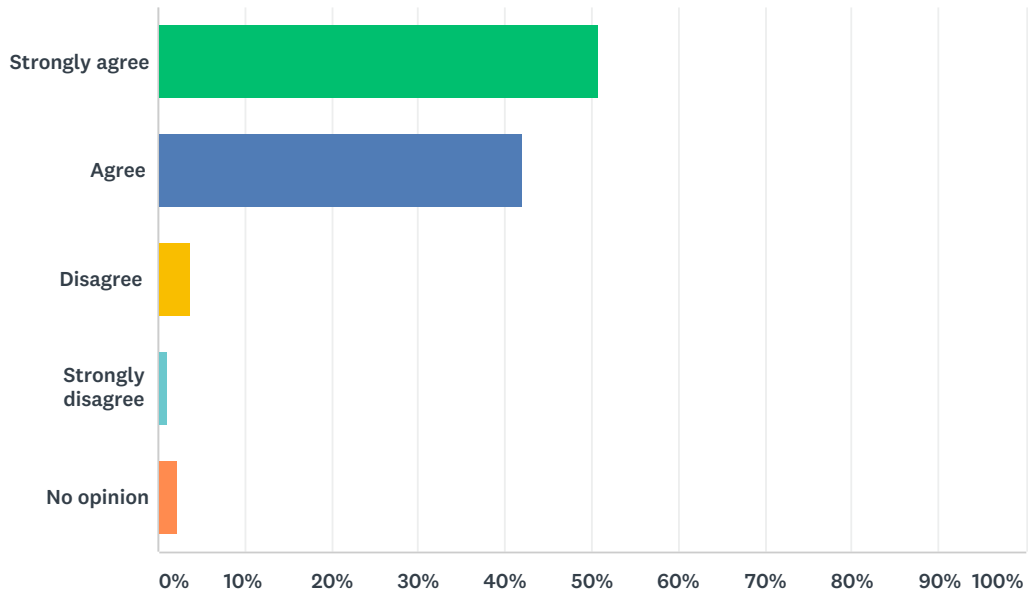
Answered: 609 Skipped: 40



ANSWER CHOICES	RESPONSES	
Strongly agree	44.66%	272
Agree	42.04%	256
Disagree	4.43%	27
Strongly Disagree	1.48%	9
No opinion	7.39%	45
TOTAL		609

Q23 I feel comfortable addressing concerns with school personnel.

Answered: 609 Skipped: 40



ANSWER CHOICES	RESPONSES	
Strongly agree	50.74%	309
Agree	42.04%	256
Disagree	3.78%	23
Strongly disagree	1.15%	7
No opinion	2.30%	14
TOTAL		609